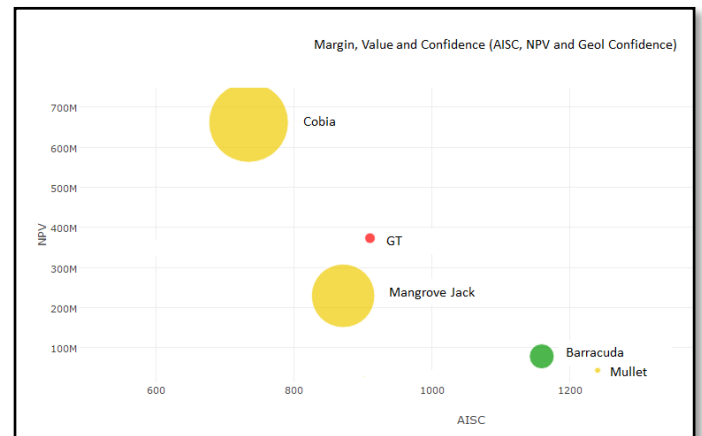
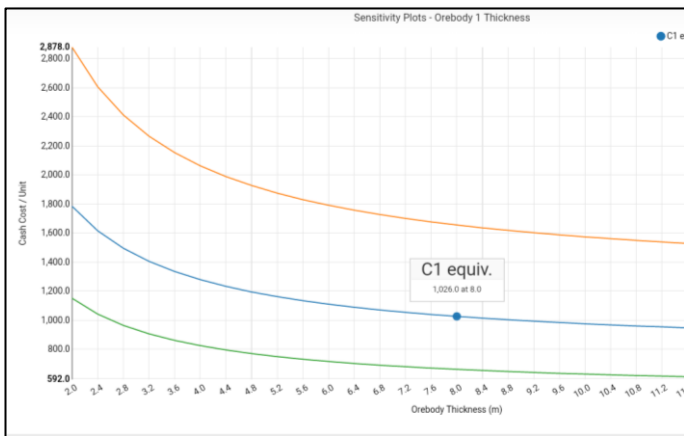





Rank, prioritize and evaluate your exploration portfolio with consistency and ease.

# COMPLETE TARGET EXPLORATION EVALUATION SOFTWARE



## If you...

- Need to rank your exploration prospects?
- Are overseeing the exploration of several prospects or regions?
- Have trouble communicating your best exploration prospects to the board?
- Need to appraise a potential acquisition?
- Try to justify exploration budget allocation across regions?

## And are...

A Managing Director, Exploration Manager, Senior Geologist, Graduate Geologist or Mining Analyst.

## Then you...

**Need to be using Complete Target.**

# COMPLETE TARGET EXPLORATION EVALUATION SOFTWARE

## Centralized Exploration Platform

- One platform for exploration targeting management and communication.
- Transparent, consistent evaluation process.
- Prevent knowledge loss with staff turnover.

## Sensitivity Testing and Establishing Success Criteria

- Use the Sensitivity Sandbox to quickly establish prospect sensitivities to grade, thickness, depth or commodity price changes.
- Determine minimum drill intersection criteria for viability.

## Valuation of Individual Prospects and Entire Portfolios

- Run Open Pit and/or Underground mine optimisations at the click of a button.
- Use the financial outputs (NPV, IRR, AISC, Payback Periods, Strip Ratios) to assess the highest value exploration prospects within a region.
- Assess acquisition or divestment opportunities by using the sum of the individual risk-discounted prospect valuations to determine a portfolio value.

## Calculators and Other Tools

- Determine theoretical ore density in seconds using our Ore Density Calculator.
- Calculate an estimate of Life Of Mine Drill Cost. Breakdowns by Inferred, Indicated and Measured Resource drill out costs and metres.
- Determine the minimum break even grade for open pit mining.

## No Extra Computing or Server Requirements

- Web-based, will run on phone, tablet or laptop.
- Users provided with own secure, private server.
- Annual subscription, concurrent user licensing.

## Management and Training Tool

- Appropriate for all levels of explorer or analyst, from early career geo's to the MD.
- Simple one button interrogation of key financial plots, geological ranking tables and map of locations for the MD.
- Auditable, date-time and user-stamped, commentary and physical data entry. Easily queried reports for the manager or senior geo.
- Training tool for early career geologists. Sensitivities area allows geo's to determine what physical factors will make an economic intersection. Ranking templates provide insight into geological features required for mineralisation.

## Simple Menus, Easy-to-Operate Software

- One off regional financial entry and geological template builder.
- Top down workflow in menus.
- Drop down selection of geological ranking criteria.
- Pre-constructed reports for quick, consistent appraisal.

## Tabulated, Graphical and Located Reporting

- Prospect and comparative reporting.
- Prospect ranking reporting includes; geological ranking summary, ore and pit point reports (export to csv), Pit and UG financials and physicals, Detailed Financials, Drilling summaries
- Comparative reporting allows for comparison by (any combination of) country, region, commodity, exploration stage.
- Comparative reports include tables of geological summary, financial summary (including EMV). Maps of prospects with icons gradated by EMV, IRR, NPV, Geol Confidence. Graphs of margin-value and size (AISC v NPV v Endowment), exploration pipeline and risk discounted endowment.

